

China Factory information

Factory & showroom Add:B6,Coipu Industrial Park, Lubao Town, Sanshui Dstrict
Foshan City,Guangdong province.

Australia showroom

Sydney: 61 Marple Ave Villawood NSW

Adelaide: 49 Cavan Road, Gepps Cross SA 5094

Brisbane: 2/231 Holt Street Pinkenba QLD 4008

Melbourne: 105 National Boulevard,Campbellfield,VIC 3061(under construction)

Canberra: 4/80-82 Woiongong Street Fyshwick,2609

Web: <http://rswindows.com.au>

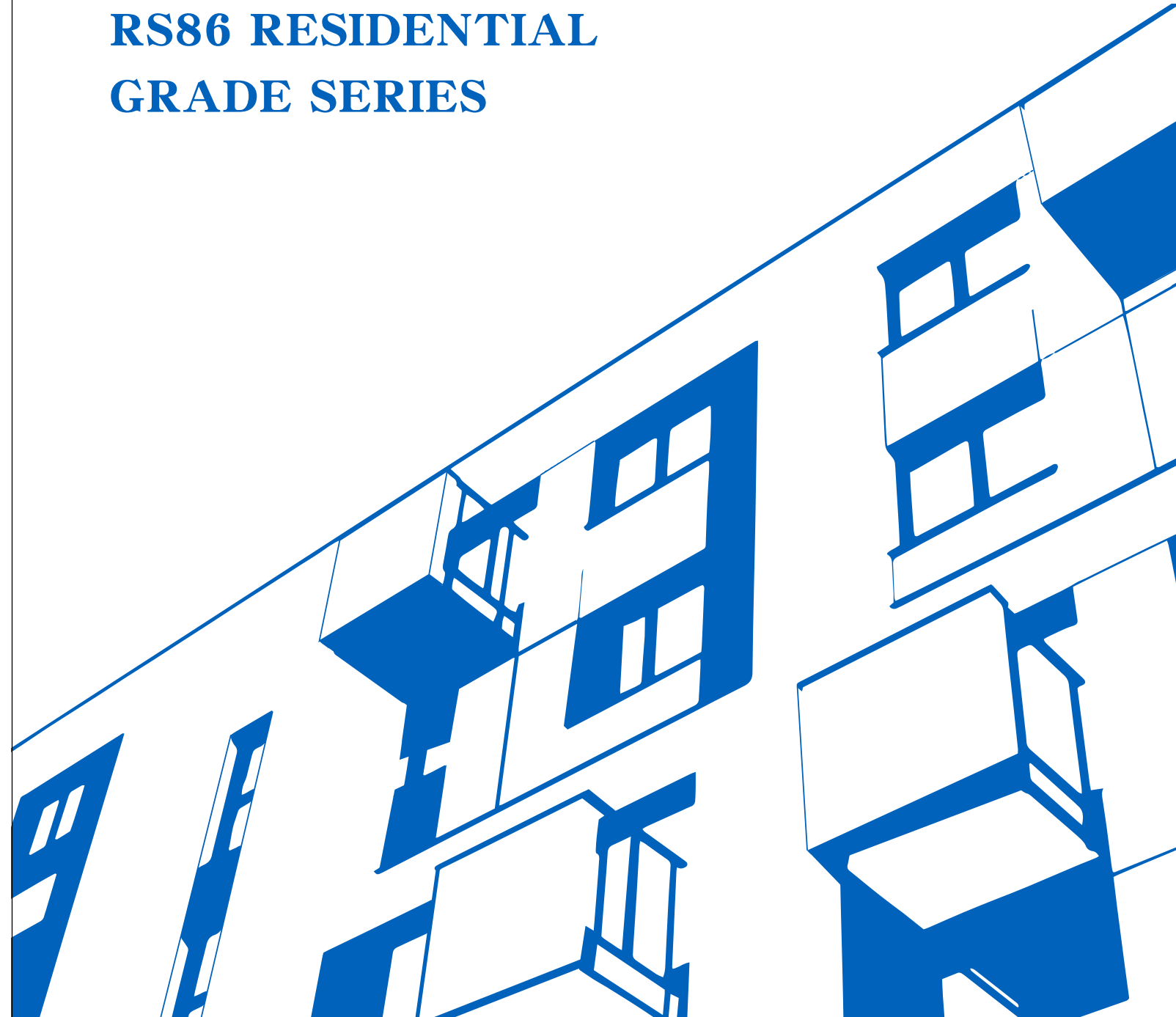
MANUFACTURER:

Shanghai Renshi Doors & Windows Co.,Ltd



RS DOORS & WINDOWS
Shanghai Renshi Doors&Windows Co.,Ltd

RS86 RESIDENTIAL GRADE SERIES



PRODUCT CATALOG :

RS86 SLIDING WINDOW	05
RS86 AWNING WINDOW	09
RS86 FIXED WINDOW	13
RS86 DOUBLE HUNG	17
RS86 GLASS LOUVRE	21
RS86 SLINDING DOOR	25
RS86 SWING DOOR	29
RS86 BI-FLOD DOOR	33
FLYSCREEN SELECTIONS	37
GLASS SELECTIONS	38
FIXING METHOD	39
FINISHING: POWDER COATING	41
OUR SUPPLIERS	42
FAQS	43
RS WINDOWS ORDERING FLOWS	45
PROJECTS COLLECTION	46



ABOUT US :

Shanghai Renshi Doors&Windows Co., Ltd is one of the experienced manufacturers of aluminum windows&doors. We focus on Australian market for more than 10 years. Our products comply withAS2047,AS1288 AGWA,WERS Standard.


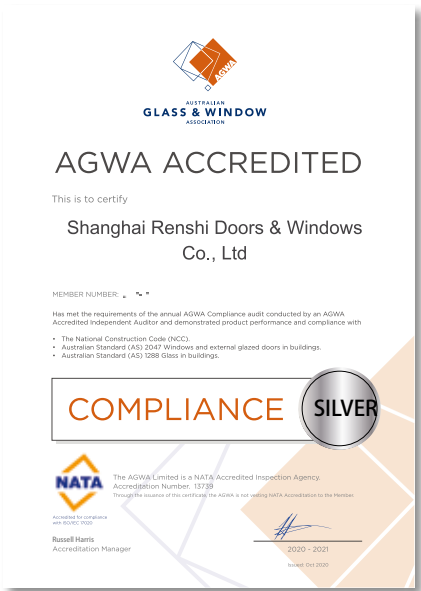
We specialize in assisting you to build your dream house with our creative and various ranges of residential and commercial doors & windows solutions. For over ten years, our Quality, Value & Service has set the benchmark in the industry with high reputation in the market.

Our aim is to provide the best value to the people we serve and we achieve this by providing guidance, expertise , and the commitment necessary to assist you with compliance, and installation assistant. We have a continuous improvement culture that focuses on delivering a better product & service at a higher quality, quicker lead-time and at a competitive price. Our delight is to give you confidence and peace of mind.

Established in 2005, we attribute much of our success to many people we serve and dedicated business partners who have the same core principles of trust and integrity. As members of the Australian Window Association you can be confident that our products have been tested in WERS Window Energy Rating Scheme, and comply with Australian Standards AS2047 & AS1288. We are looking forward to being of service and supplying high quality products to you.

COMPANY CERTIFICATES

COMPANY CERTIFICATES



CERTIFICATE NO:SMK40453

THE AGWA LIMITED IS A NATA ACCREDITED INSPECTION AGENCY.
ACCREDITATION.13739

THE COMPANY'S TEST REPORT



RS86 SLIDING WINDOWS

Much like sliding doors, sliding windows open horizontally, by sliding along rails. Sliding windows are easy to use, low maintenance, and economical. Sliding windows also offer the possibility of having very large windows which can be easily opened without significant effort.



Standard: AS2047

Design SLS/ULS:600Pa/2000Pa	WERS Data: Uw Range:3.5 - 6.4
Design Water Resistance:200Pa	SHGC Range:0.33 - 0.60
Sound Insulation:<36DB	

TECHNICAL SPECIFICATIONS

Available size:Max Height:1800mm
Max Window Panel width:1500mm

Maximum adaptive weight:80KG

Available glazing:Double Glazed:up to 22mm IGU

Frame dimension:Frame Depth: 85mm ;
Bottom frame Height:45mm

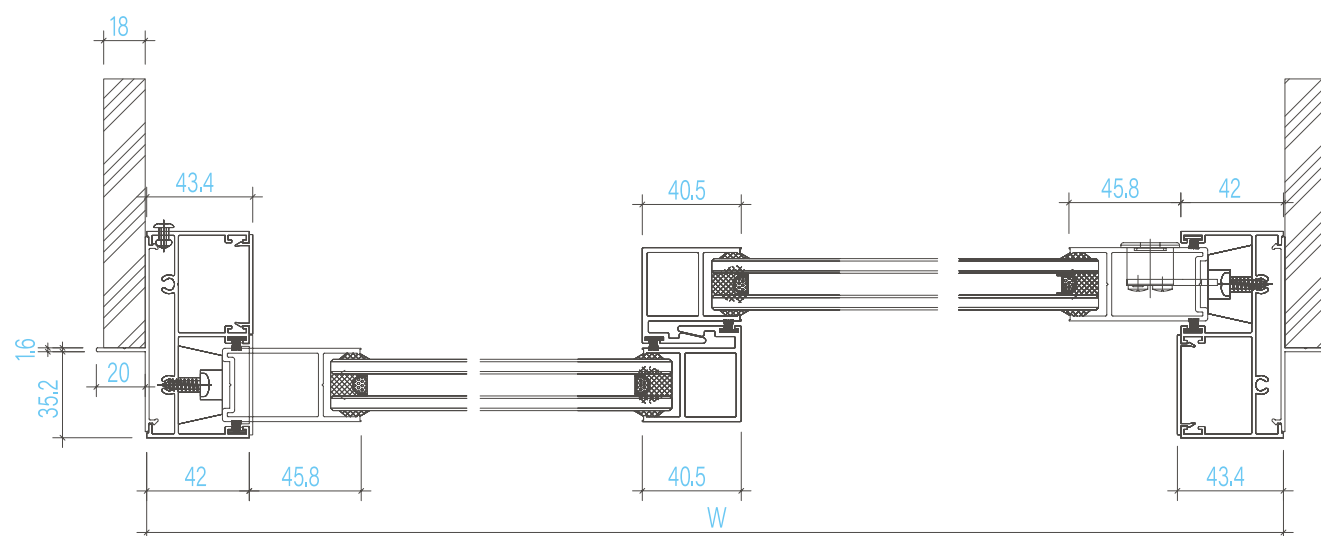
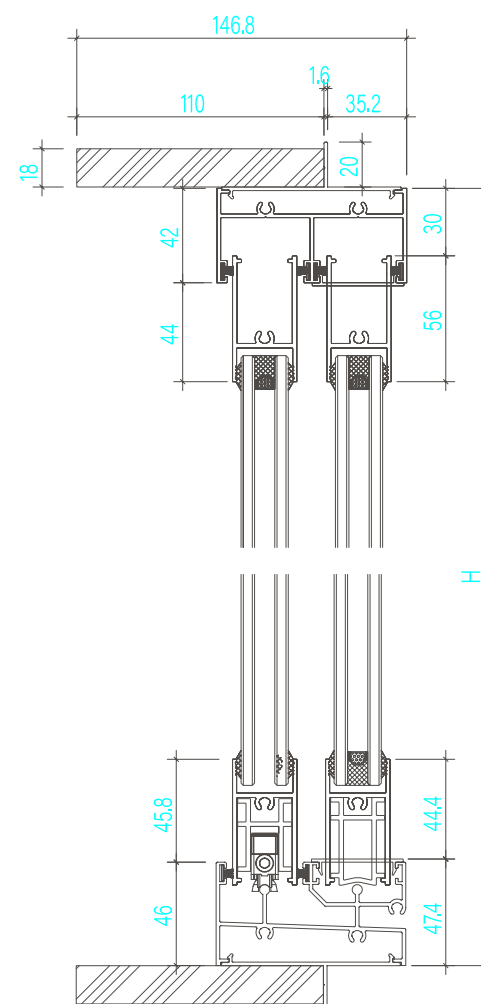
Extrusion Profiles:6063-T5 with 1.6mm Thickness

Powder Coating:AKZO-NOBLE Interpon Powder with 10 Years Warranty

Flynet:Fiberglass and Stainless Steel Security Mess
Available

Fixing Method:Sub sill/head /Fin fix / face fix /Timber reveal

Hardware:China Brand & Australia Doric Available



Hardware Selections

① Brand: Doric

② Origin Country: Australia

③ Model: DS6005

④ Color: Black, Silver

Feature:

The DS6005 Avon Sliding window lock has a sleek contemporary design with a large, easy to grab handle.

Hardware Selections

① Brand: Doric

② Origin Country: Australia

③ Model: DN560

④ Color: Black, Silver

Feature:

The DN560 sliding window lock is the perfect compliment for windows that demand style.





RS86 AWNING WINDOW

As the awning window’s chain winder is located on the sill, these windows can be positioned higher up along the wall to limit anyone being able to see in, whilst still allowing in all the fresh air and natural light. Alternatively, if this type of window is used in a bathroom, using an obscure glass allows you to use this window for ventilation while still getting all the benefits of the privacy glass.



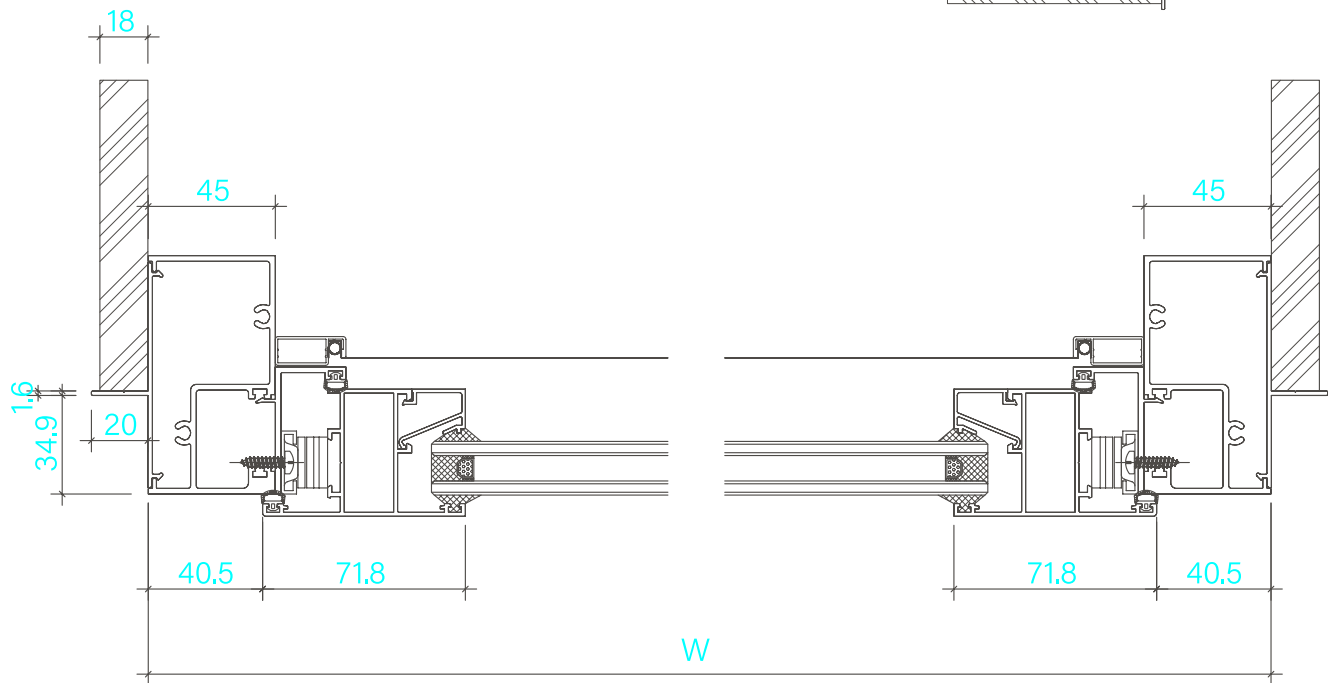
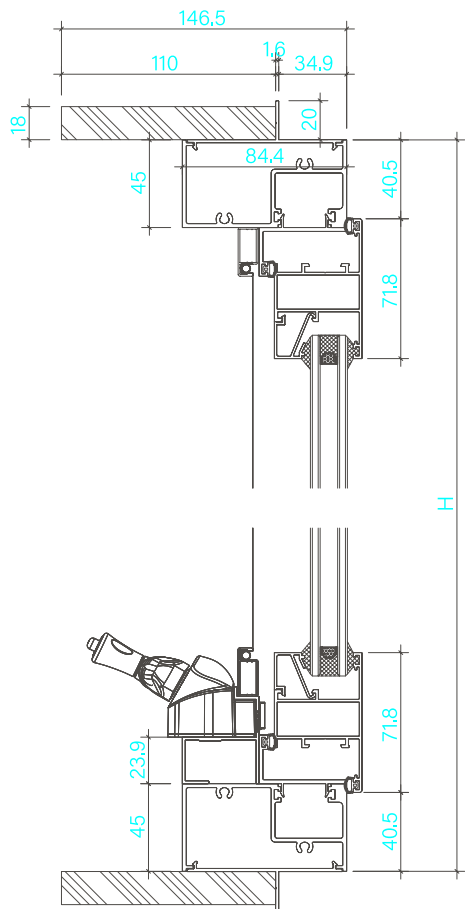
Standard: AS2047

Design SLS/ULS:1200Pa/4000Pa	Design Water Resistance:450Pa
WERS Data:Uw Range:4.6 - 6.9	SHGC Range:0.28 - 0.46
Sound Insulation:<38DB	



TECHNICAL SPECIFICATIONS

- Available size:Max Height:2100mm, Max Window Panel width:2100mm
- Maximum adaptive weight:80KG
- Available glazing:Double Glazed:up to 22mm IGU
- Frame dimension:Frame Depth:85mm;Bottom frame Height:54mm
- Extrusion Profiles:6063-T5 with 1.6mm Thickness
- Powder Coating:AKZO-NOBLE Interpon Powder with 10 Years Warranty
- Flynet:Fiberglass and Stainless Steel Security Mesh Available
- Fixing Method:Sub sill / head / Fin fix / Timber reveal
- Hardware:German Brand & Australia Doric Available



DS1 Chainwinder

- ① Brand: Doric
- ② Origin Country: Australia
- ③ Model: DS1
- ④ Color: Black, Silver

Feature:

Being the industry leader, the DS1 Chainwinder allows for easy operation and installation in a secure key lockable configuration.

DN400 Twin Chainwinder

- ① Brand: Doric
- ② Origin Country: Australia
- ③ Model: DN400
- ④ Color: Black, Silver

Feature:

The DN400 Twin Chainwinder can be pre-restricted in order to comply with the NCC and to meet the requirements of Kids Don't Fly.





RS86 FIXED WINDOW

Fixed window can can help to keep your room warm in winter and cool in summer, making for effective energy saving and climate control.



Standard: AS2047

Design SLS/ULS:1200Pa/4000Pa	Design Water Resistance:600Pa
WERS Data: Uw Range:2.9~6.3	SHGC Range:0.40 - 0.73
Sound Insulation:<38DB	



TECHNICAL SPECIFICATIONS

Available size:Max Height:2700mm,Max Window Panel width:2400mm

Maximum adaptive weight:200KG

Available glazing:Double Glazed:up to 22 IGU

Frame dimension:Frame Depth:85mm;Bottom frame Height:54mm

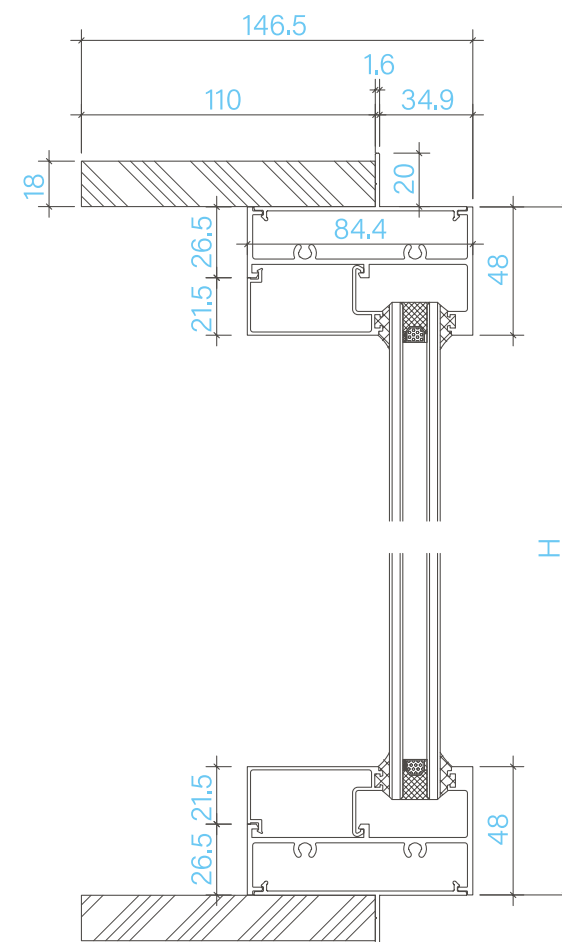
Extrusion Profiles:6063-T5 with 2.0mm Thickness

Powder Coating:AKZO-NOBLE Interpon Powder with 10 Years Warranty

Flynet:Fiberglass and Stainless Steel Security Mesh Available

Fixing Method:Sub sill / head / Fin fix / Timber reveal

Hardware:without





RS86 DOUBLE HUNG WINDOW

Aluminium double hung windows offer a simple aesthetic that is ideal for a variety of different interior and exterior styles. The minimal design conceals a spring balance operating system and internal rivets. The vertical sliding of our aluminium double hung windows allows for effortless ventilation, with equally easy cleaning and low maintenance.



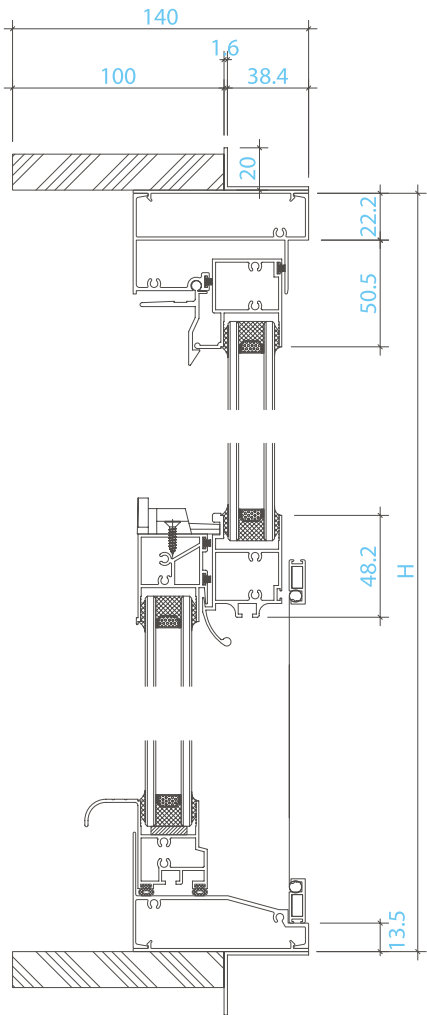
Standard: AS2047

Design SLS/ULS:1000~3000pa	Design Water Resistance:250pa
WERS Data: Uw Range:2.6~3.6	SHGC Range:0.32 - 0.65
Sound Insulation:<38DB	



TECHNICAL SPECIFICATIONS

- Available size:Max Height:1000,Max Window Panel width:1200
- Maximum adaptive weight:25KG
- Available glazing:Double Glazed:up to 22mm IGU
- Frame dimension:Frame Depth:83mm;Bottom frame Height:65mm
- Extrusion Profiles:6063-T5 with 1.4mm Thickness
- Powder Coating:AKZO-NOBLE Interpon Powder with 10 Years Warranty
- Flynet:Fiberglass and Stainless Steel Security Mess Available
- Fixing Method:Sub sill / head / Fin fix / Timber reveal
- Hardware:USA-Caldwell



Quick tilt application

- ① Brand: USA-Caldwell
- ② Origin Country: USA
- ③ Model: RS-TS02
- ④ Color: Black, White

Feature:


Pre assembled- reduce window assembly time Intergrated coil next and cover-Minimizes Contamination and Debris Robust drop in Cam-excellent structure performanceOptional friction adjuster-allows for easy field adjustment Optional Tamper lock-Limits Unintened Sash Removal

Commercial new construction

- ① Brand: USA-Caldwell
- ② Origin Country: USA
- ③ Model: RS-TS01
- ④ Color: Black, White

Feature:

High Lift Assistance-Make a heavy sash easy to operate Boosted force curve-Fits many common balance pockets AMAA Class 5 rating-balance lift 70% of sash weight Low carbon steel Rod-Rust resistance





RS86 GLASS LOUVRE

Glass louvre is the perfect addition to any living space, and with several glass options to choose from, you can ensure the perfect view. Durable and stylish, they strike a unique balance of effortless luxury.



Standard: AS2047

Design SLS/ULS:400pa/1200pa	Design Water Resistance:150pa
WERS Data: Uw Range:4.6~6.5	SHGC Range:0.45 - 0.76
Sound Insulation:<28DB	



TECHNICAL SPECIFICATIONS

Available size:Max Height:2700mm,Max Window Panel width:800mm

Maximum adaptive weight:10KG

Available glazing:Double Glazed:up to 6mm IGU

Frame dimension:Frame Depth:85mm;Bottom frame Height:45mm

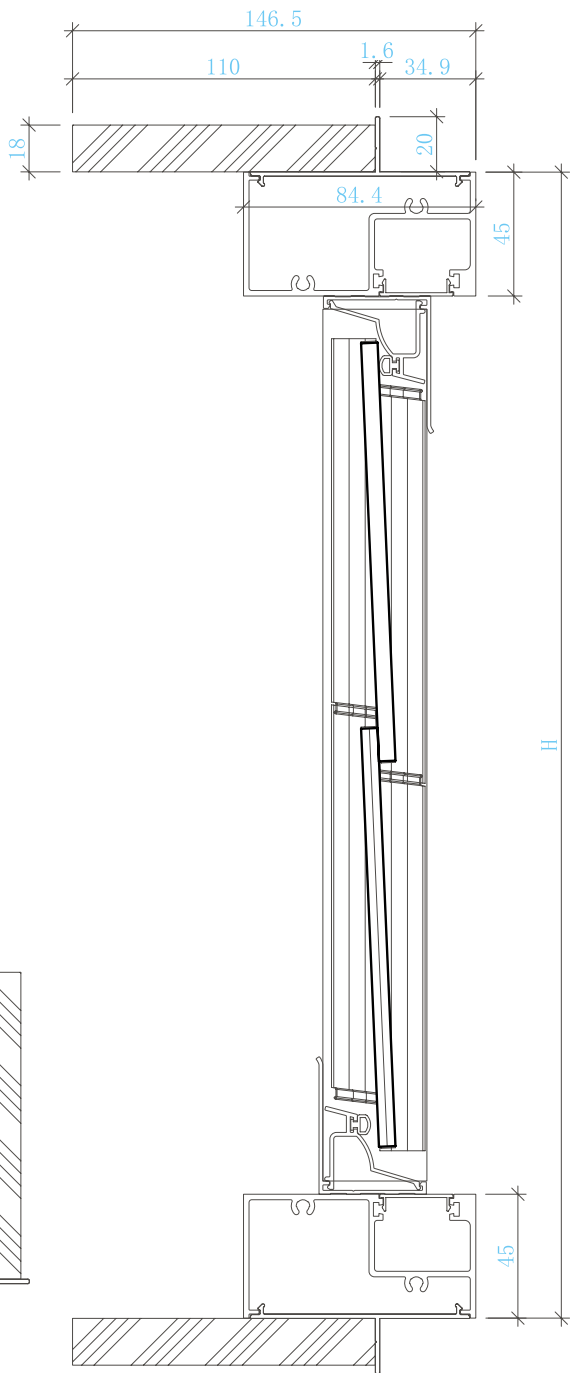
Extrusion Profiles:6063-T5 with 2.0mm Thickness

Powder Coating:AKZO-NOBLE Interpon Powder with 10 Years Warranty

Flynet:Fiberglass and Stainless Steel Security Mesh Available

Fixing Method:Sub sill / head / Fin fix / Timber reveal

Hardware:CHN-MTEN



RS Louvre Galleries

① Brand: China Brand

② Origin Country: China

③ Model: 6ALPP24

④ Color: Black, white

Feature:

Louvres are the ideal window solution to creating an open functional living environment. Vent, the 100% Opening Advantage Ergonomic handle design Non-Scratch UV-stabilised powder coat



RS86 SLINDING DOOR

Sliding door open horizontally, and are held up by wheels or suspended on a track, unlike standard doors which are suspended on hinges and open by turning. Sliding doors are commonly used for bathrooms and for external doors made of glass. Sliding doors save space, allow maximum light, and can create an open and spacious appearance.

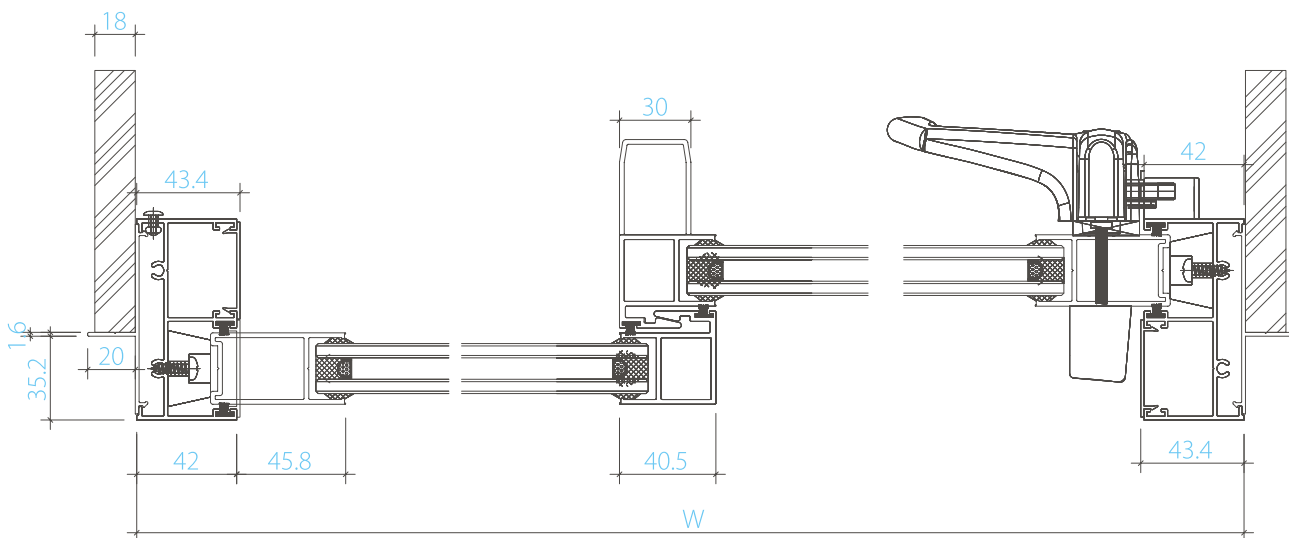
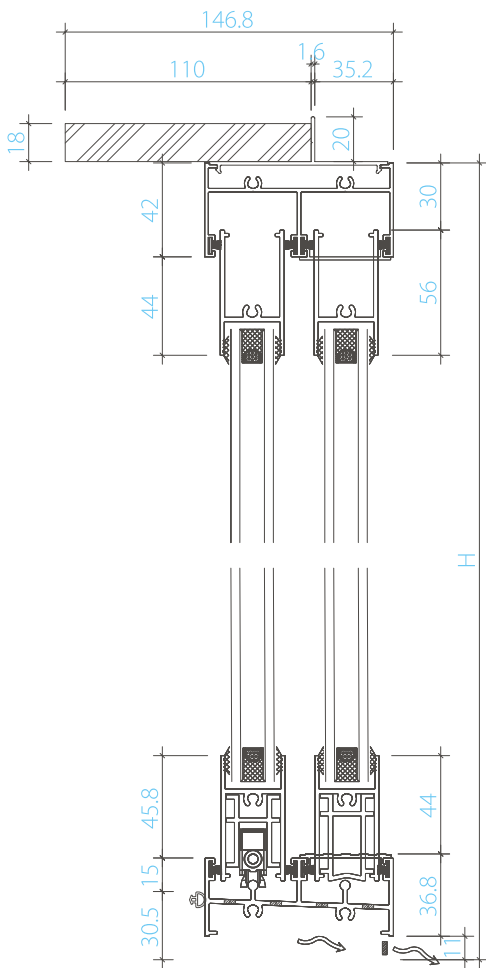
Standard: AS2047

Design SLS/ULS:600Pa/1400Pa	Design Water Resistance:200pa
WERS Data: Uw Range:3.0 - 3.8	SHGC Range:0.33 - 0.59
Sound Insulation:<36DB	



TECHNICAL SPECIFICATIONS

- Available size:Max Height:2700mm,Max Window Panel width:1200mm
- Maximum adaptive weight:150KG
- Available glazing:Double Glazed:up to 22mm IGU
- Frame dimension:Frame Depth:85mm;Bottom frame Height:45mm
- Extrusion Profiles:6063-T5 with 2.0mm Thickness
- Powder Coating:AKZO-NOBLE Interpon Powder with 10 Years Warranty
- Flynet:Fiberglass and Stainless Steel Security Mess Available
- Fixing Method:Sub sill / head / Fin fix / Timber reveal
- Hardware:China Brand & Australia Doric Available



DS3130 Sliding Door Lock

- ① Brand:Doric
- ② Origin Country:Australia
- ③ Model:DS3130
- ④ Color:Black, Silver

Feature:
The DS3130 Timbarra Twiin Sliding Patio Door Lock was the first non-handed twin actuator system to be offered in the Australian market.

DS930 Sliding Door Lock

- ① Brand:Doric
- ② Origin Country:Australia
- ③ Model:DS930
- ④ Color:Black, Silver

Feature:
The DS930 handle range has the flexibility for various configurations and handle shapes.The patio door furniture features simple snib operation as well as a clean and contemporary aesthetic, ideal for apartment and residential application.





RS86 SWING DOOR

The hinged opening door is traditionally the first option that most people consider when looking for a new or a replacement door. So much so that the hinge is not even referenced, as the majority of entrance and internal doors are hinged. Hinged doors can be left or right opening depending on your preference and space.



Standard: AS2047

Design SLS/ULS:600Pa/1400Pa

Design Water Resistance:200pa

WERS Data: Uw Range:3.7 - 6.2

SHGC Range:0.32 - 0.57

Sound Insulation:<36DB

TECHNICAL SPECIFICATIONS

Available size:Max Height:2700mm,Max Window Panel width:1100mm

Maximum adaptive weight:150KG

Available glazing:Double Glazed:up to 26mm IGU

Frame dimension:Frame Depth:105mm;Bottom frame Height:26mm

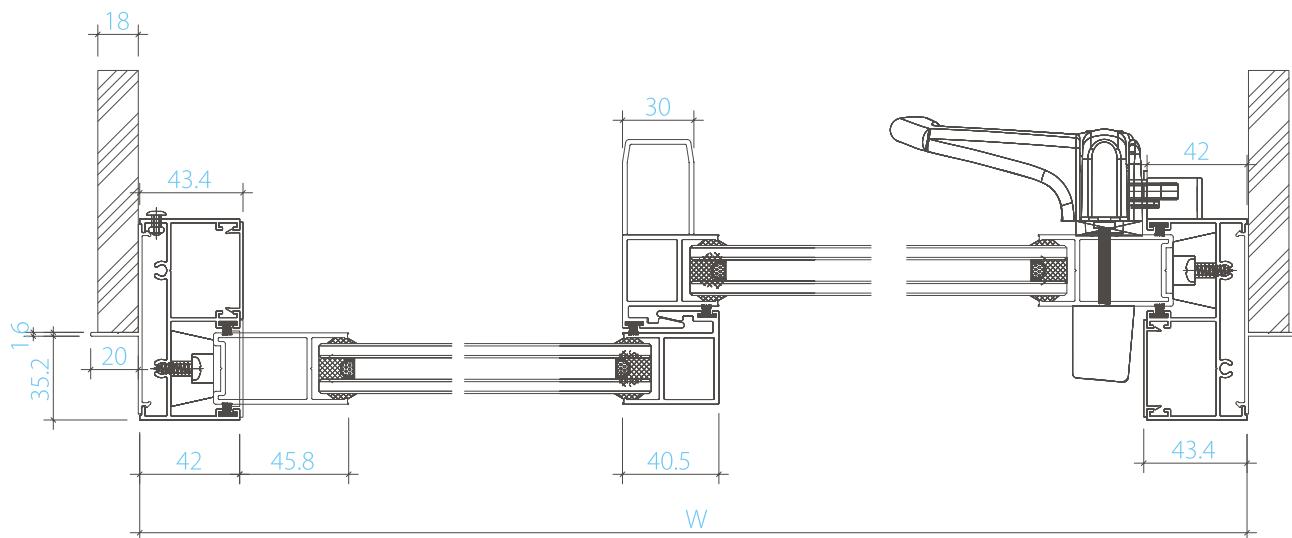
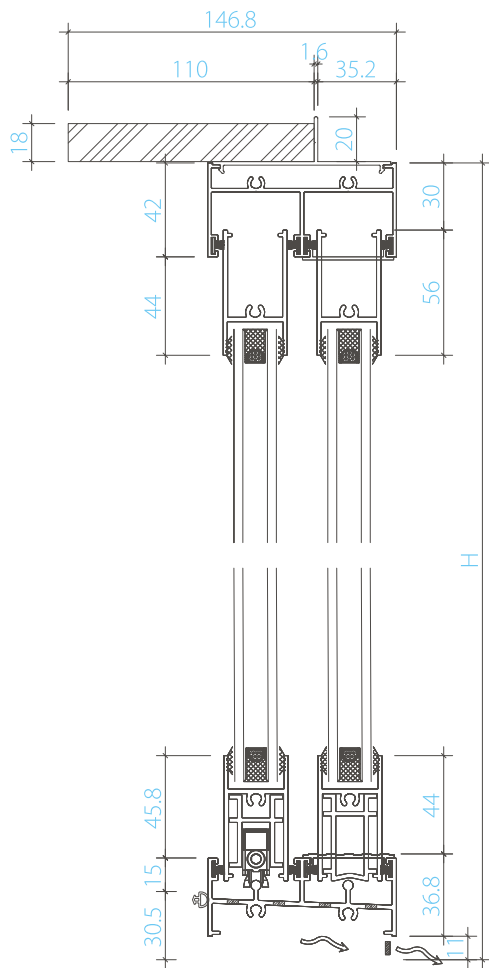
Extrusion Profiles:6063-T5 with 2.0mm Thickness

Powder Coating:AKZO-NOBLE Interpon Powder with 10 Years Warranty

Flynet:Fiberglass and Stainless Steel Security Mesh Available

Fixing Method:Sub sill/head /Fin fix /Timber reveal

Hardware:China Brand & Australia Doric Available



DS1400 Hinged Door Lock

① Brand:Doric

② Origin Country:Australia

③ Model:DS1400

④ Color:Black, Silver

Feature:

The DS1400 Series range is finished in Satin Black powdercoat, with the levers and escutcheon manufactured from cast aluminium. It is easy to install and suitable for hinged doors in single French & bi-fold door.

DN7300 Hinged Door Lock

① Brand:Doric

② Origin Country:Australia

③ Model:DN7300

④ Color:metallic

Feature:

The DN7300 Series is compatible for use with the Doric DN995 (23mm/30mm/38mm) Commercial narrow back-set mortice lock mechanism in a wide variety of functions that will suit all commercial locking requirements in Australia and New Zealand.





RS68 BIFOLDING DOOR

Aluminum bifolding doors are more than just stylish – they are manufactured to last and provide durable performance. Their minimalist design aesthetic create a seamless statement in a variety of spaces, while the folding functionality opens up the possibilities to perfectly complement alfresco style dining or entertaining areas.

Standard: AS2047

Design SLS/ULS:800Pa/2000Pa

Design Water Resistance:200pa

WERS Data:Uw Range:3.0 ~ 4.2

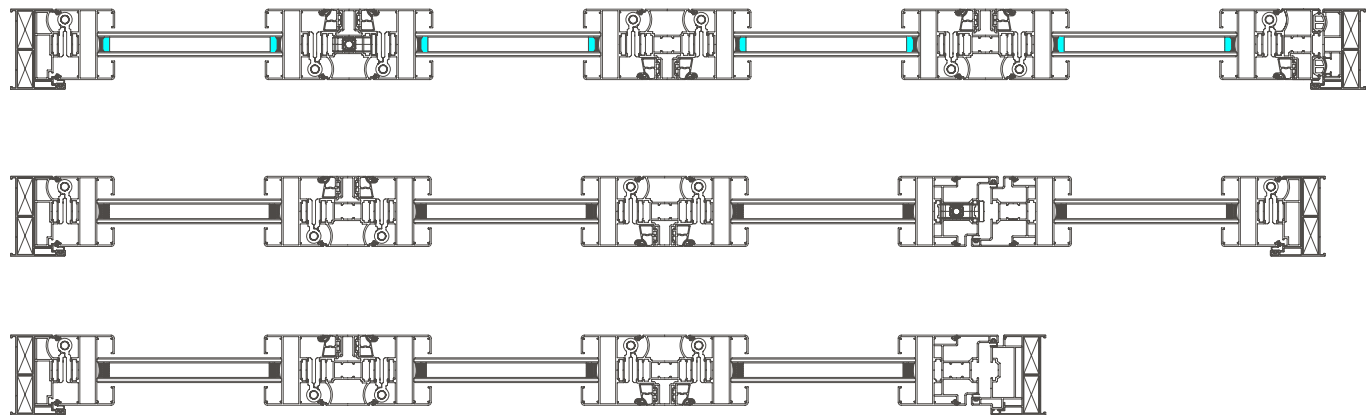
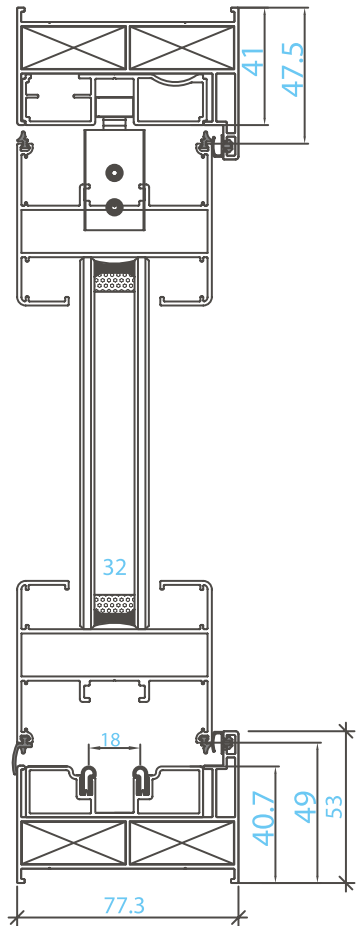
SHGC Range:0.36 - 0.52

Sound Insulation:<36DB



TECHNICAL SPECIFICATIONS

- Available size:Max Height:3000mm,Max Window Panel width:850mm
- Maximum adaptive weight:150KG
- Available glazing:Double Glazed:up to 32mm IGU
- Frame dimension:Frame Depth:77.3mm;Bottom frame Height:53mm
- Extrusion Profiles:6063-T5 with 2.0mm Thickness
- Powder Coating:AKZO-NOBLE Interpon Powder with 10 Years Warranty
- Flynet:Fiberglass and Stainless Steel Security Mess Available
- Fixing Method:Fin fix
- Hardware:CHN- KSBG




Bifolding Door


- ① Brand: China Brand KSBG
- ② Origin Country: China
- ③ Model: KSBG-80
- ④ Color: Silver, Black

Feature:

automatic lock function Hardware hidden design satisfy any combination of folds Corner design with wide vision




0811 Security Screen	① Material: SUS304 ② Finishing: Powder coating ③ Thickness: 0.8mm		
	④ Weave: 11/cm ² ⑤ Color: Black, Grey		
0514 Security Screen	① Material: SUS304 ② Finishing: Powder coating ③ Thickness: 0.5mm		
	④ Weave: 11/cm ² ⑤ Color: Black, Grey		
0218 Security Screen	① Material: SUS304 ② Finishing: Powder coating ③ Thickness: 0.185mm		
	④ Weave: 18/cm ² ⑤ Color: Black Only.		
1511 Pet screen	① Material: 30% fabric, 70%PVC coating		② Finishing: Powder coating
	④ Mesh: 360g/m ²	⑤ Weave: 15*11 /inch	⑥ Color: Black



Laminated Glass	
① Thickness: 8.76mm/10.76mm/11.14mm/12.76mm/13.14mm	
② Treatment: tempered, Heat soaked thermally tempered	
③ vinyl interlayer : PVB	
④ Interlayer thickness: 0.38mm/0.76mm/1.14mm	
⑤ Color: Ultra Clear, Clear, Obscure, tint	
⑥ Finishing: Reflective, Spendral	
Feature: Safe, Strength wind pressure, high impact resistance, reduce noise.	

Single Glass	
① Thickness: 5mm/6mm/8mm/10mm/12mm	
② Treatment: tempered, Heat soaked thermally tempered	
③ Color: Ultra Clear, Clear, Obscure, tint	
④ Finishing: Reflective, Spendral	
Feature: Safe, Strength wind pressure, high impact resistance	



Double Glass	
① Thickness: 6mm+12A+6mm/6mm+12A+8.76mm /6mm+9A+10.76mm	
② Glass spacer color: Silver/black	
③ Gas: Air/Argon	
④ Treatment: tempered, Heat soaked thermally tempered	
⑤ Color: Ultra Clear, Clear, Obscure, tint	
⑥ Finishing: Reflective, Spendral	
Feature: Safe, Strength wind pressure, high impact resistance, reduce noise, energy efficiency	



Sub Head, Sub Sill, Angle

Features: High water leakage resistance, simple installation (saving labor), safety, fast delivery

Wall structure suitable:
Concret structure
Light Guage and Hebel Stucture
Double Brick Structure
Light Guage and Brick Stucture

Application: Commercial Buildings, Apartment, Townhouse, Dwellings



Sub Head



Sub Sill



Angle



40mm Fin

Fetures: high water leakage resistance, simple and fast installation and safety;

Wall structure suitable:
Timber Stud and 100/150mm Hebel Stucture
Brick Veneer Structure
Light Guage and Brick Stucture

Application: Townhouse,Dwellings



40mm Fin



Sub Head, Sub Sill, Sub Frame

Features: High water leakage resistance, simple installation (saving labor), safety, fast delivery

Wall structure suitable:
Concret structure
Light Guage and Hebel Stucture
Double Brick Structure
Light Guage and Brick Stucture

Application: Commercial Buildings, Apartment, Townhouse, Dwellings



Sub Head



Sub Sill



Sub JOMB



Timber reveal+Dampcause

Fetures: high water leakage resistance, simple and fast installation and safety;

Wall structure suitable:
Timber Stud and 100/150mm Hebel Stucture
Brick Veneer Structure
Light Guage and Brick Stucture

Application: Townhouse,Dwellings




Timber reveal



Standard Color


Standard Color: Black/Monument/Grey/White




Smooth Black-C31122S 2 GN



Smooth Monument-GP22PC



Light Grey-C30520 S 2 GP



Smooth White-C31878 S 2 GB

Custom color



- ① Brand: Interpon
- ② Customized color: Color bond or RAL swatches
- ③ 10 years warranty Higher resistance products available either.

Features Safe, clean, economical and eco-friendly excellent performance
Meet the wide range of global coatings standards.



We are proud of having built a long term cooperation with the partners below.
We are really appreciative of them giving us professional services so that we
can make quality products and provide professional service for our clients.
Better products will be created through the efforts from our partners, the clients
and RS team.

HOW LONG IS THE PRODUCT DELIVERY TIME?

The time starts to count from the receiving of the advance payment after the confirmation of the drawings. The processing time for the products in the first containers is 4 to 5 weeks. The shipping time to the destination port is 2 to 3 weeks. The time from producing to the delivery to the destination port is 7-8 weeks.

HOW ARE THE PRODUCTS PACKED?

Both sides of the profile and glass surface are filmed, and the packaging of the finished product is made of pearl foam cotton. Place each packaged product in a 40*40*2.0 iron pallet welded by iron pipes, and then use packing tape to secure the doors and windows to the pallet firmly, and seal the pallet with clear wrapping films.

IS THE ENTIRE WINDOW SHIPPED IN ONE TIME? IS THE HARDWARE INSTALLED ON THE PRODUCT?

Usually, all independent windows or single-leaf hinged doors that are smaller than the height of the container door are shipped in one package. Combination windows can be shipped in one package or divided into multiple packages, based on their sizes. All sliding doors, Bifold doors, and double-opening side-hinged doors are individually packaged and shipped after the door frames are disassembled. (The door frames need to be assembled at the construction site or local warehouse. When assembling, pay attention to the connection between the rail and mullion, and glue it for waterproofing). The door leaf is individually packaged and placed on a pallet for delivery.

Under normal circumstances, the hardware of sliding windows, manual top-hung windows, and glass blinds are installed in the factory before shipping. The handles and locks of sliding doors, hinged doors, bifold doors, and casement windows are installed on the construction site, and the other hardware is installed in the factory before shipping.

WHAT DELIVERY METHODS ARE AVAILABLE?

EXW, FOB, CIF, DDU

WHAT IS THE PAYMENT METHOD?

The advance payment is 40% of the total amount on the contract, and the balance should be paid before shipment.

DO YOU PROVIDE A PRODUCT WARRANTY? HOW LONG IS THE WARRANTY?

The company provides a product warranty. The company's standard of the warranty period is 10 years for profile surface, 7 years for hardware, 3 years for screen windows and screen doors, 2 years for glass (smashed or broken glass is not covered). Negotiable when customers have other or special requirements.

CAN PROVIDE DOOR AND WINDOW INSTALLATION?

At the moment, our company can provide installation services in Sydney, Melbourne, Brisbane, Gold Coast, and Adelaide.

ARE THERE ANY SUCCESSFUL PROJECTS IN LOCAL?

Domestic factories can provide customers with free storage for 30 days.

ARE THERE ANY SUCCESSFUL PROJECTS IN LOCAL?

Our company has successful projects in Sydney, Melbourne, Adelaide, Brisbane, and Gold Coast. If you want to know about our company, we can provide a contact person, number, and project addresses for customers to inspect.

IF THERE ARE PRODUCTS THAT ARE FORGOTTEN TO ORDER, HOW TO QUICKLY SOLVE THE PROBLEM ON-SITE TO KEEP UP WITH THE TIMELINE?

The external frame of the product will be shipped by air, and the glass or leaf will be shipped by sea.

